



HEAVY DUTY ENCLOSURE **DURATUFF™**



www.sgpower.co.in



SUPERIOR

strenght and performance



LIGHTWEIGHT



STRONG



MODIFIABLE



ROBUST OFFERING



SG POWER
PRODUCTS PRIVATE LIMITED
EVOLUTION THROUGH TECHNOLOGY


www.sgpower.co.in
+91-9818074274

A fit for EVERY SITUATION

SHOVEL ACCESS SLOT
for easy removal of lid



CORRUGATED SIDES
for greater strength
before and after
knock-outs are removed.



BOLT HOLE KNOCK-OUT
keeps critters out when
bolt is not used.

PIPE HOLE KNOCK-OUTS
built into the sides.

DIMENSIONS (mm)

TOP		BOTTOM		HEIGHT	
LENGTH	440	LENGTH	520	HEIGHT	310
WIDTH	310	WIDTH	400		



Weight
Just 5 kg



Can be handled
by 1 person



MADE IN INDIA



MORE COLOR OPTION



FITS ANY APPLICATION